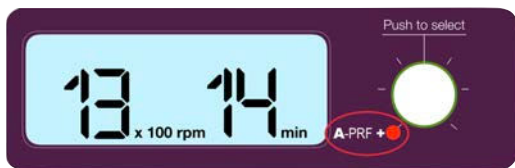




# A-PRF™

CHOUKROUN Platelet Rich Fibrin



At the end of the spin :

- Remove the tubes from the centrifuge, remove the caps & put them in the tube-holder
- Wait 5 min if the clots are not yet solid
- Scratch the red clot to only keep the fibrin

*Don't leave the tube in the machine, neither the clots in the tubes*



## MEMBRANE

- Site coverage
- Schneiderian membrane protection
- Equivalent connective graft
- Poncho healing abutment



## CLOT

- Sinus lift with PRF alone + Simultaneous implant placement
- Periodontal pocket < 6mm
- Cyst cavity filling

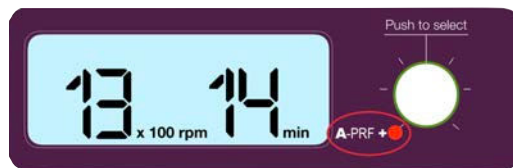


## PLUG

Socket extraction filling

# S-PRF™

CHOUKROUN Platelet Rich Fibrin



Green tubes can be launched *together* with the red tubes

At the end of the spin :

- Remove the tubes from the centrifuge, remove the caps & put them in the tube-holder
- Use a *2mL* seringue to take the supernatant, directly into the tube

## STICKY BONE



- Socket extraction filling
- Guided Bone Regeneration
- Periodontal pocket > 6mm



### Express option :

To accelerate the clotting, add a clot in the container

## LARGE MEMBRANE

Extended site coverage



### Express option :

To accelerate the clotting, add a membrane in the container

# INJECTIONS

Injectable PRF stays liquid fro 20 to 30 minutes

Be careful not to shake the tube, the 2 phases could blend



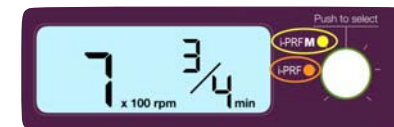
## PRE OP. FLAP INJECTION



## PAPILLA / TMJ / ENDO


**i-PRF™**  
Women - 3 min.

**i-PRF™ M**  
Men - 4 min.



## AESTHETICS / ORTHOPEDICS

**i-PRF™ +**



Facial aesthetics / Alopecia  
Cartilage regeneration  
Articular pain